

# DANIEL AND THE LION'S DEN

Glue the memory verse and title to the left hand side of the lapbook. Color and glue the picture to the right side.


## MEMORY VERSE:

So the king gave the order. Daniel was brought out and thrown into the lions' den. The king said to him, "You always serve your God faithfully. So may he save you!"


Daniel 6:16 (NirU)




**Inside Left Flap:** Make your own lion out of circles. Color as follows and cut out. Then, arrange the circles for the mane together and glue in place on the inside left flap. Glue the face on the top of the mane. Space the nose underneath and glue the two cheeks overlapping the bottom of the nose. Glue the mouth in place.




Eyes-color black




Nose-color black



Face-color light brown

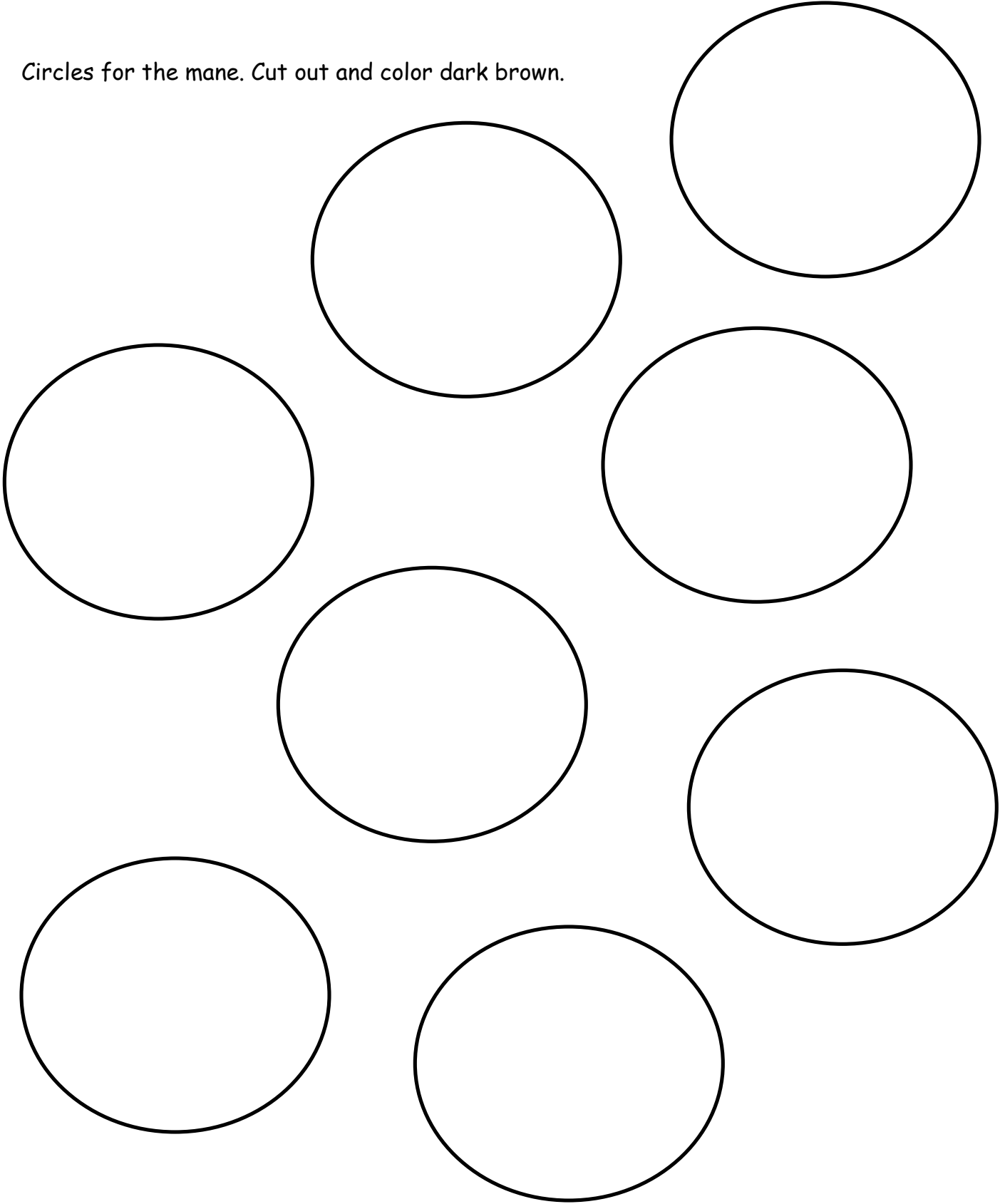


Ears and cheeks-color light brown



Mouth, color pink or red

Circles for the mane. Cut out and color dark brown.





**Inside Center Panel:** Cut out this poem about Daniel and glue it to the center panel of your lapbook.



Daniel lived a long time ago  
and he was a righteous man.  
He never would compromise  
and on God's Word he would stand.

King Darius signed the decree  
that all would bow to him.  
But Daniel refused to kneel  
so he was cast into the lion's den.

You see, he only worshipped our God  
he would not bend toward man.  
God protects His very own  
and on that day, He protected Dan.

King Darius was very troubled  
he couldn't rest that night.  
In the morning he quickly fled  
to the lion's den to seek sight.

Of Daniel while within the lair  
when Daniel heard the King's plight.  
He assured him all was well  
God kept the big cat's mouth shut tight.

By Lynn F. Roehl

Back of Lapbook: Cut out, color and glue to the back of your lapbook.

