




Truth



Faith



Righteousness



Salvation



Preparation of the
Gospel of Peace



Peace

Cover Template: Print this page. Cut out the coloring page. Have children color the picture and then glue the coloring page to the left side of their folder. Cut out and glue the title page to the right side of the folder.

Armor of God


Put on the full armor
of God so that you
can take your stand
against the devil's
schemes.

~ Ephesians 6:11

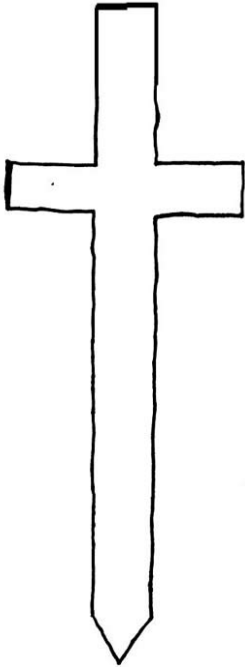

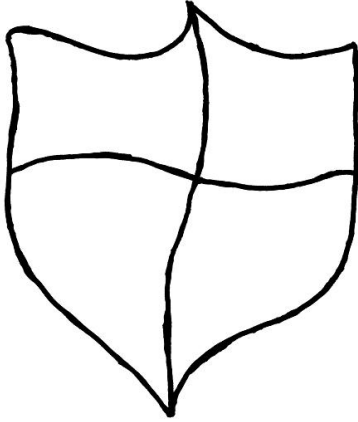
Armor of God – Place on inside left flap.

Instructions: Print this page. Cut around the dotted lines. Glue onto the inside left flap. Cut out the pictures on the next page and have the children glue the pieces on separately to build the Armor of God on the person.

Dress this person by gluing on the parts of the Armor of God in the correct places!



Parts to the Armor of God for the above activity.



Truth

Righteousness

Armor of God – Place in the inside right flap.

Fill in the blanks with missing words found in the word box below!



1. God wants us to be _____, so we should not tell lies.
2. God wants us to be _____, so we should try to do good things all the time.
3. God wants us to spread the Good _____, so we should be ready to tell others about Christ.
4. God wants us to have _____, so we must believe in his Word (the Bible).
5. Jesus came to _____ us from our sins.
6. God wants us to read our _____, so we know what to do always.

Word Box

Bible
Faith
Save

News
Righteous
Truthful

Inside flat panel. Cut out this section to place on the flat inside panel. Have the children glue it down with a glue stick.

Armor of God Song



Little children can put on the full Armor of God just like adults! It takes practice, but you can do it. Learn this song!

Put it on, put it on, the armor of God
Everyday we need the armor of God
Put on the armor of God.

Wear the belt of truth around your waist
Over your heart goes a righteous breastplate
On your feet wear the Gospel of peace
For the enemy's arrows use a shield of faith.

The helmet of salvation goes on your head
So when the battle gets hard you can stand
Use the sword of the Spirit, it is God's word
Use the sword of the Spirit
And stand, stand, stand on His Word.

The battle is not against flesh and blood
But spiritual forces so put your armor on
Stand in the battle and stand for the truth
Everyday God's armor will help you.

Back of the lapbook.

Have the children glue to this the back of the lapbook after designing their own shield.

